


LED DOWNLIGHT



LVA/01RD-C

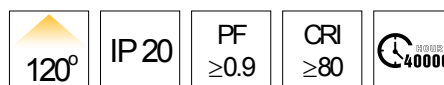
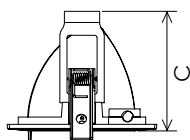
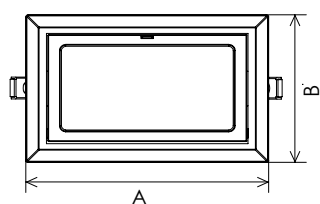
SMD Rectangular downlight achieves high lumen output, 120° wide beam angle.

Aluminium profile provides excellent thermal dissipation.

External driver solution achieves stable working performance and easy maintenance.

Tilt head provides various lighting direction for different applications. Widely used for different commercial lighting situation.

It is designed for general lighting applications in office, supermarket, shop, school, hotel, etc. It is also widely used for public areas, such as stairway, lobby, reception, corridors etc.



Model	Voltage	Power	Non-DIM Lumen (±5%)			
			3000K	4000K	5000K	5700K
LVA/01RD-C-40W	AC200-240V	40W	3500	3800	3900	3950
LVA/01RD-C-60W	AC200-240V	60W	5300	5350	5400	5450

Model	Dimension (mm)			Product size (mm)	Cut out (mm)	Net weight (kg)	Carton size (mm)	Q'ty/CTN (pcs)
	A	B	C					
LVA/01RD-C	246	156	143.5	246x156x143.5	225x130	2.47	600x290x415	6