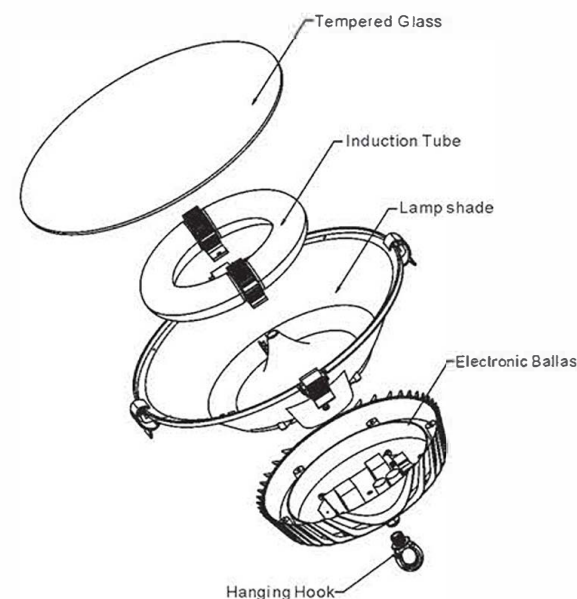
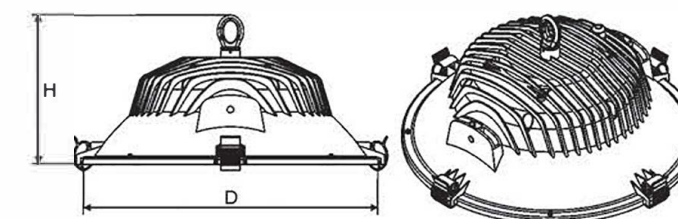




GDD Series IP66



Lamp Size: (Unit: mm)



Model	Power (W)	D (mm)	H (mm)
GDD066A	40-60	Φ360	~247
GDD066B	80-100	Φ400	~237
GDD066C	120-200	Φ507	~256
GDD066D	250-300	Φ556	~281

## GDD066 SERIES


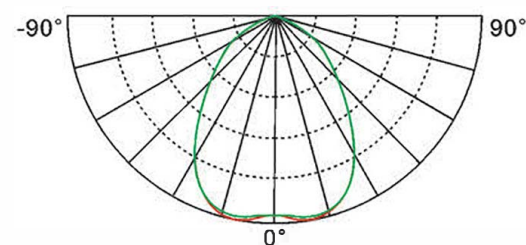
### Applications:

Airports, Sports Venues, Petrol Stations, Playgrounds, Railway Stations, Warehouses and Workshops.

### Features:

- > Design unique to BEMI.
- > Lightning protection design, can withstand less than 20KV lightning interference.
- > Applied with BEMI 40W-300W round tube induction lamp provides efficient, long life, excellent colour rendering and stable lighting.
- > Durable die-casting aluminum electrical box-high temperature baked and corrosion resistant.
- > Integrated die-casting aluminum lampshade and reflector with perfect high purity appearance.
- > Inner reflector applied with imported heat resistant vacuum, effectively increasing the reflection space up to 90%.
- > Tempered glass with heat resistant silicone seal and high strength aluminum hasp-luminousness can reach 90%.
- > Integrated built-in electronic ballast and lamp design allows easy installation, maintenance, efficient cooling and greater life between services.
- > Energy efficient, reduce maintenance costs and environmentally friendly.


### Light distribution curve:



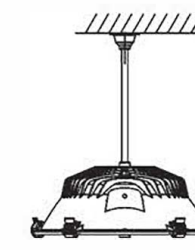
### Material and Technique:

- > ADC12 die-casting aluminium.
- > Lamp body adopts high temperature baked quality dark gray corrosion resistant coating process
- > 200°C high temperature resistant vacuum coating process temperature diffuser.
- > Ultra-white tempered glass illuminating surface.
- > Imported rubber sealing ring
- > 6063 high-strength aluminium hasp

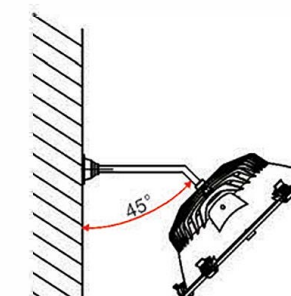
### Installation Diagram:



Hanging chain installation



Hanging tube mounting



Wall mounting

### Technical Data:

Product	GDD066 High Bay Lamp Series								
Wattage (W)	40	60	80	100	120	150	200	250	300
Model	GDD066A		GDD066B		GDD066C		GDD066D		
Luminous Flux (lm)	2800	4500	6400	8000	9600	12000	16000	21250	25500
Voltage (V)	Standard voltage AC:220-240V 50HZ/60HZ, Products of voltage AC:100V-AC:120V 50HZ/60HZ can be produced according to customers requirements								
Current (A)	0.2	0.3	0.39	0.49	0.58	0.73	0.96	1.2	1.43
Current 110V (A)	0.4	0.6	0.78	0.98	1.16	1.46	1.92	2.4	2.86
Ballast Consumption(W)	4	5	6	7.5	8.5	10	11.5	13	15
Power Factor	0.9		0.95		0.98		0.98		
Color Temperature	Standard color temperature of 5000K, other conventional color temperature: 2700K/4000K/6500K, to be ordered for additional color temperature.								
Ambient Temperature	Standard products working at -25°C ~ 50°C, Products can be customized for -40°C ~ 20°C								
IP Rated	IP66								
Dimming	Timing dimming or dimming external trigger terminal								
Product Size(mm)	Φ360x247		Φ400x237		Φ507x256		Φ556x281		
Carton Size(cm)	42X42X36		46X46X36		57X57X37		62X62X61		
Net Weight(kg)	6	6	6.3	6.3	6.7	6.7	6	6	6.3
Gross Weight(kg)	7.5	7.5	7.8	7.8	8.2	8.2	7.5	7.5	7.8
Model	GDD066-WJ40/T	GDD066-WJ60/T	GDD066-WJ80/T	GDD066-WJ100/T	GDD066-WJ120/T	GDD066-WJ150/T	GDD066-WJ200/T	GDD066-WJ250/T	GDD066-WJ300/T